

**தமிழ்நாடு உடற்கல்வியியல் மற்றும் விளையாட்டுப்
பல்கலைக்கழகம்**

**TAMIL NADU PHYSICAL EDUCATION AND SPORTS UNIVERSITY
MELAKOTTAIYUR, CHENNAI 127**



Criteria 2 Teaching Learning and Evaluation

REPORT

For

2.7.1 STUDENT SATISFACTION SURVEY

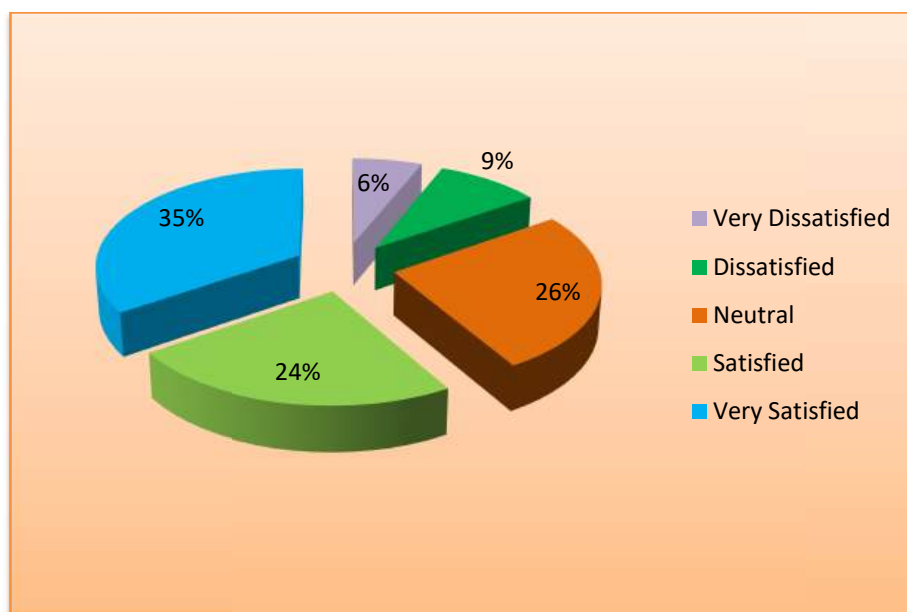
2023 - 2024


Registrar
Tamilnadu Physical Education
and
Sports University
Chennai

2.7.1 STUDENT SATISFACTION SURVEY

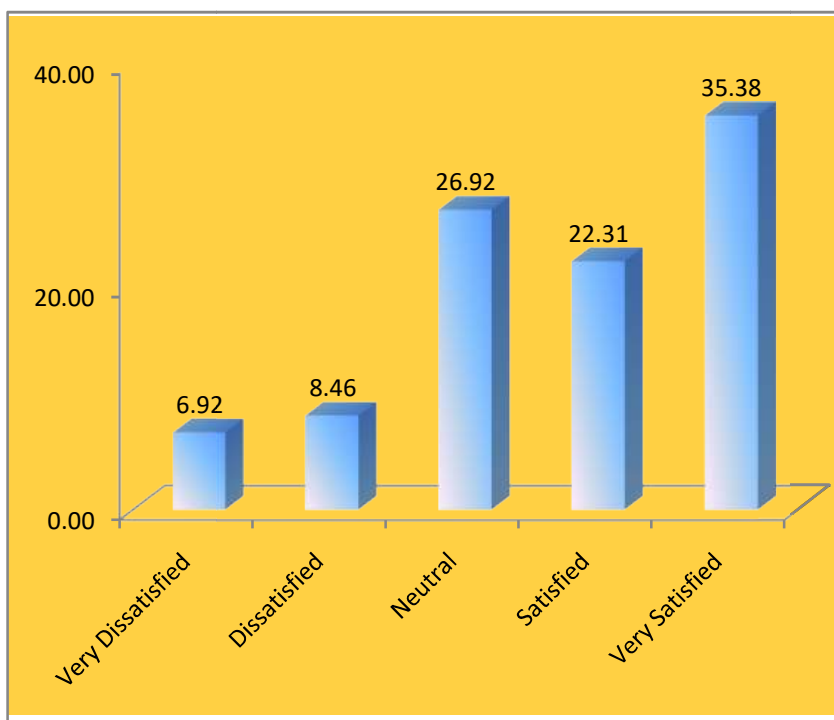
1. HOW SATISFIED ARE YOU WITH YOUR OVERALL ACADEMIC EXPERIENCE AT THIS UNIVERSITY

Opinion	Frequency	Percentage
Very Dissatisfied	8	6.15
Dissatisfied	12	9.23
Neutral	34	26.15
Satisfied	31	23.85
Very Satisfied	45	34.62
Grand Total	130	100.00



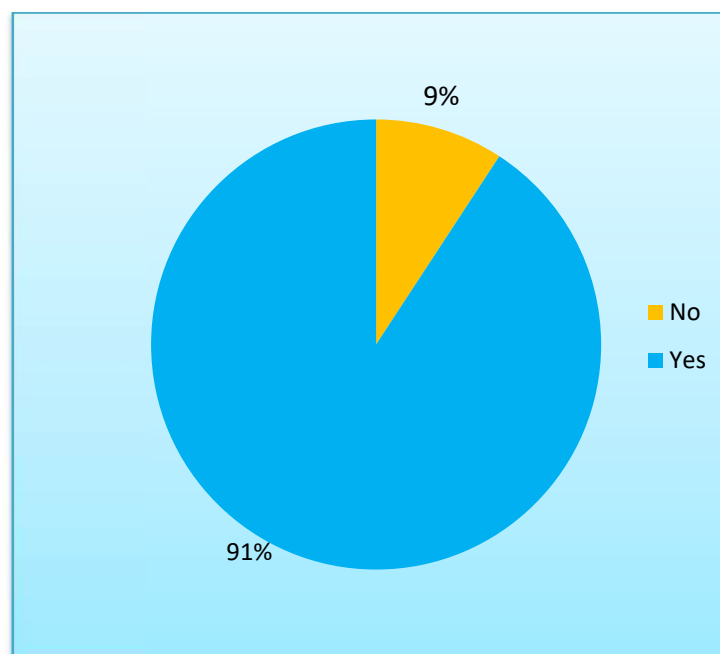
2. Please rate the quality of instruction

Opinion	Frequency	Percentage
Very Dissatisfied	9	6.92
Dissatisfied	11	8.46
Neutral	35	26.92
Satisfied	29	22.31
Very Satisfied	46	35.38
Grand Total	130	100.00



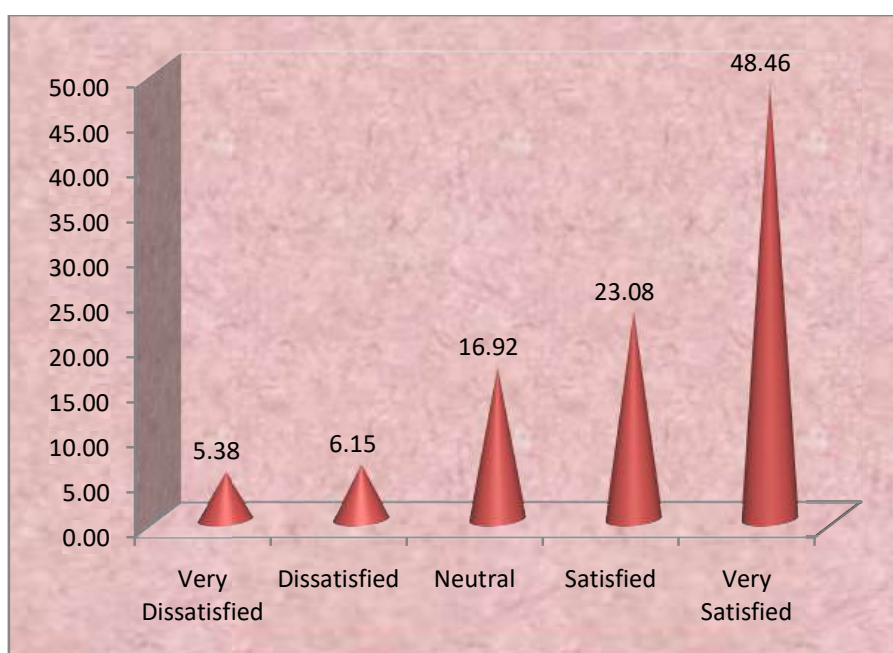
3. Are you satisfied with the variety of courses offered in your program of study?

Opinion	Frequency	Percentage
No	12	9.23
Yes	118	90.77
Grand Total	130	100.00



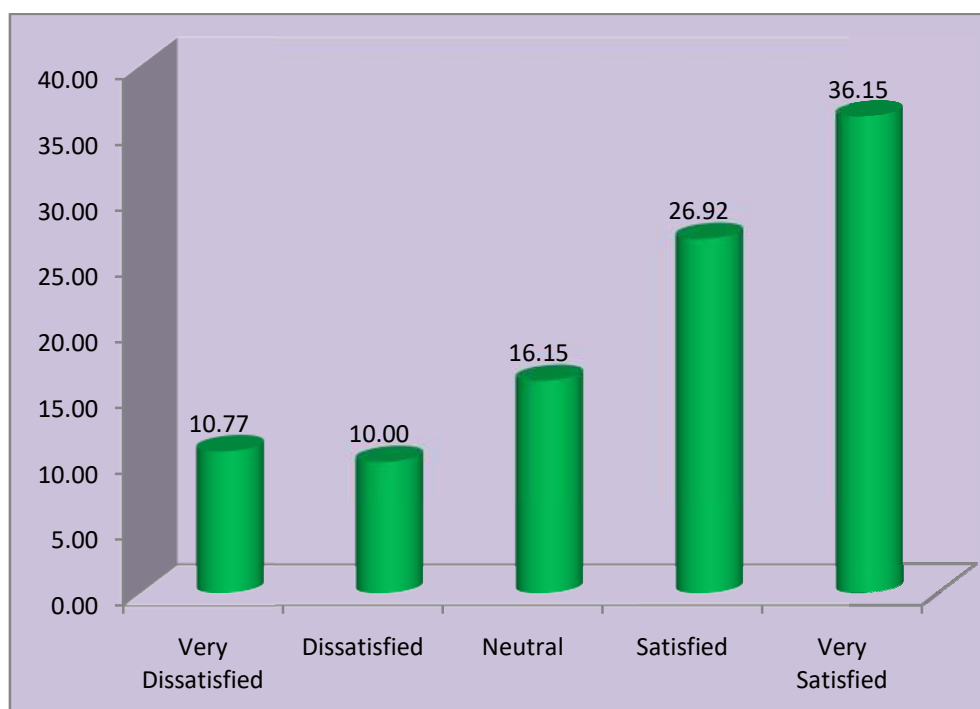
4. Please rate the classroom size

Opinion	Frequency	Percentage
Very Dissatisfied	7	5.38
Dissatisfied	8	6.15
Neutral	22	16.92
Satisfied	30	23.08
Very Satisfied	63	48.46
Grand Total	130	100.00



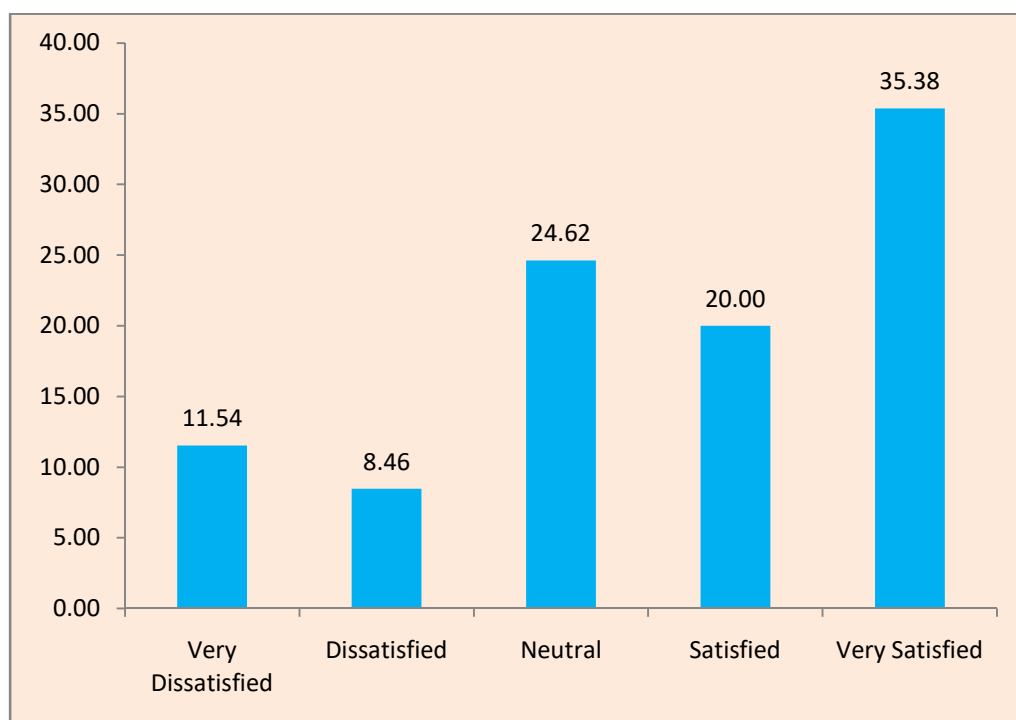
5. Availability of Professors in the Department

Opinion	Frequency	Percentage
Very Dissatisfied	14	10.77
Dissatisfied	13	10.00
Neutral	21	16.15
Satisfied	35	26.92
Very Satisfied	47	36.15
Grand Total	130	100.00



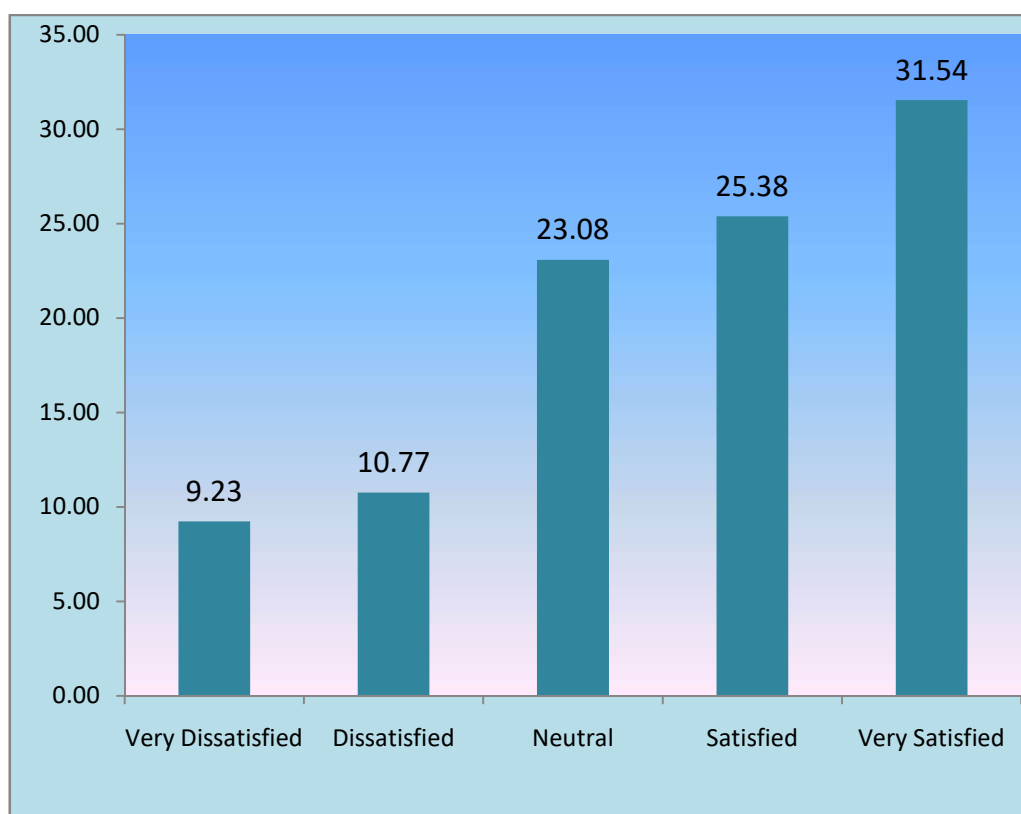
6. Availability of the Academic support service

Opinion	Frequency	Percentage
Very Dissatisfied	15	11.54
Dissatisfied	11	8.46
Neutral	32	24.62
Satisfied	26	20.00
Very Satisfied	46	35.38
Grand Total	130	100.00



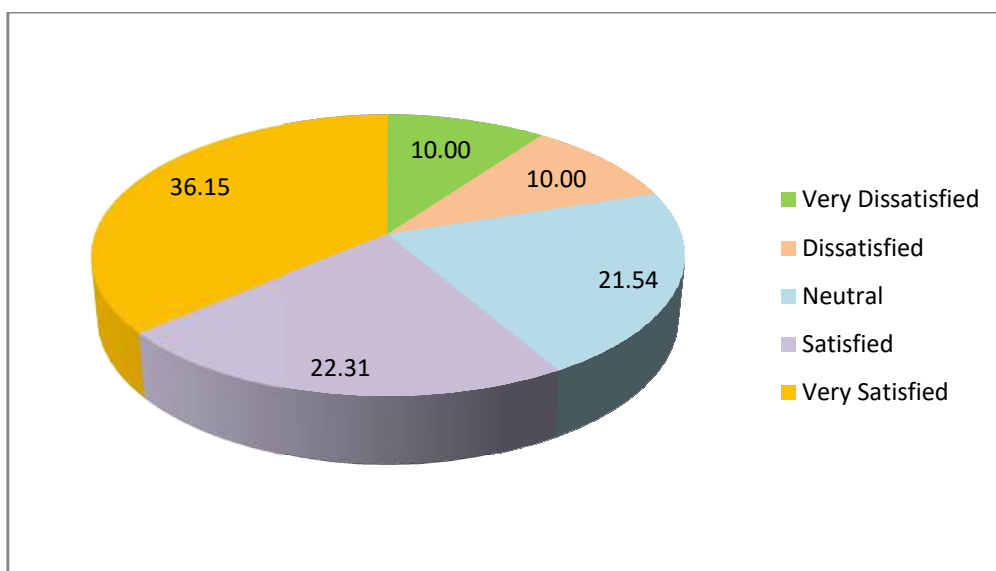
7. How satisfied are you with the campus facilities

Opinion	Frequency	Percentage
Very Dissatisfied	12	9.23
Dissatisfied	14	10.77
Neutral	30	23.08
Satisfied	33	25.38
Very Satisfied	41	31.54
Grand Total	130	100.00



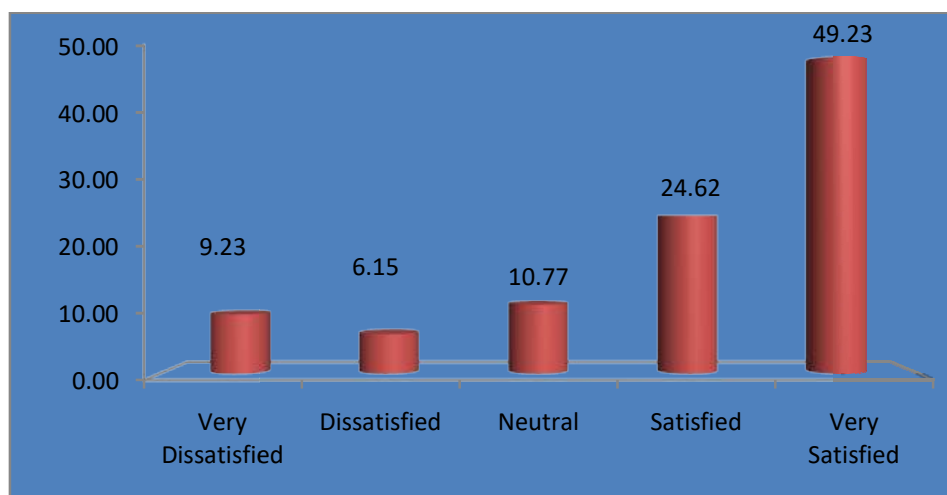
8. How satisfied are you with the Sports facilities?

Opinion	Frequency	Percentage
Very Dissatisfied	13	10.00
Dissatisfied	13	10.00
Neutral	28	21.54
Satisfied	29	22.31
Very Satisfied	47	36.15
Grand Total	130	100.00



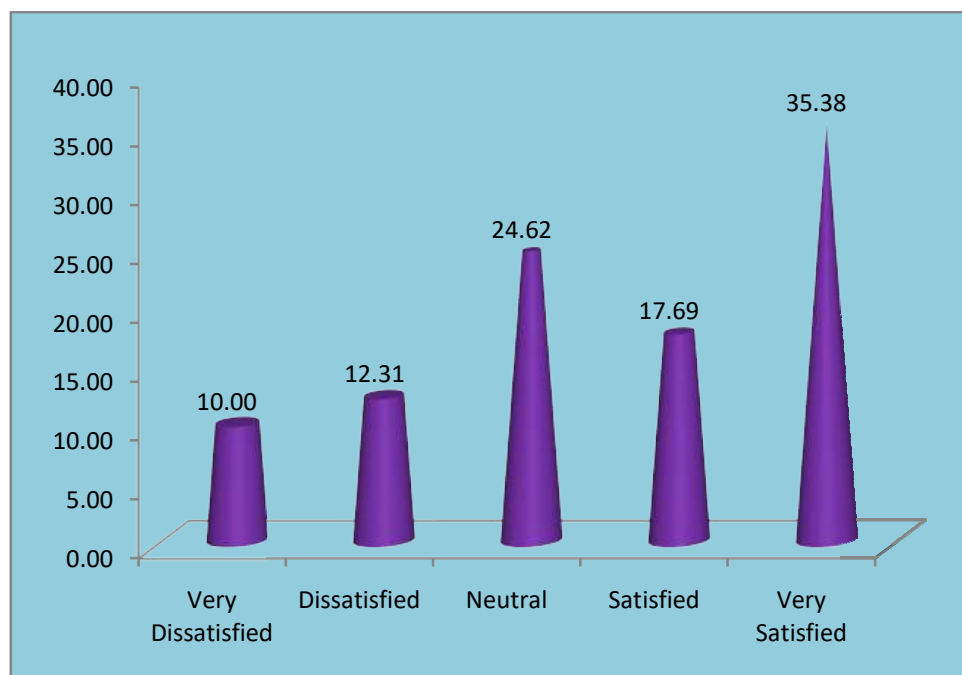
9. How satisfied are you with the Library facilities

Opinion	Frequency	Percentage
Very Dissatisfied	12	9.23
Dissatisfied	8	6.15
Neutral	14	10.77
Satisfied	32	24.62
Very Satisfied	64	49.23
Grand Total	130	100.00



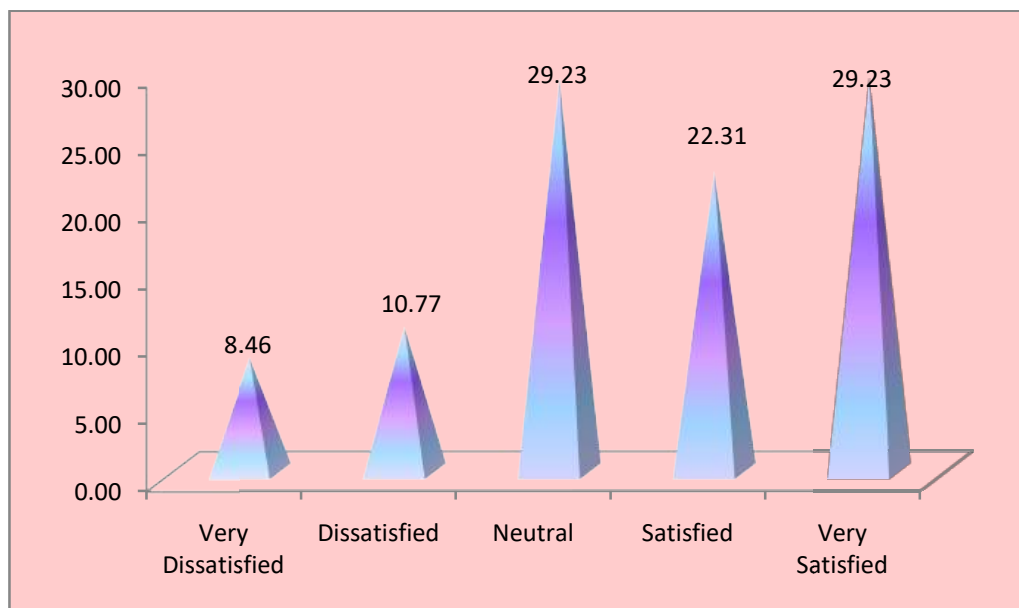
10. How satisfied are you with the extracurricular activities available on campus

Opinion	Frequency	Percentage
Very Dissatisfied	13	10.00
Dissatisfied	16	12.31
Neutral	32	24.62
Satisfied	23	17.69
Very Satisfied	46	35.38
Grand Total	130	100.00



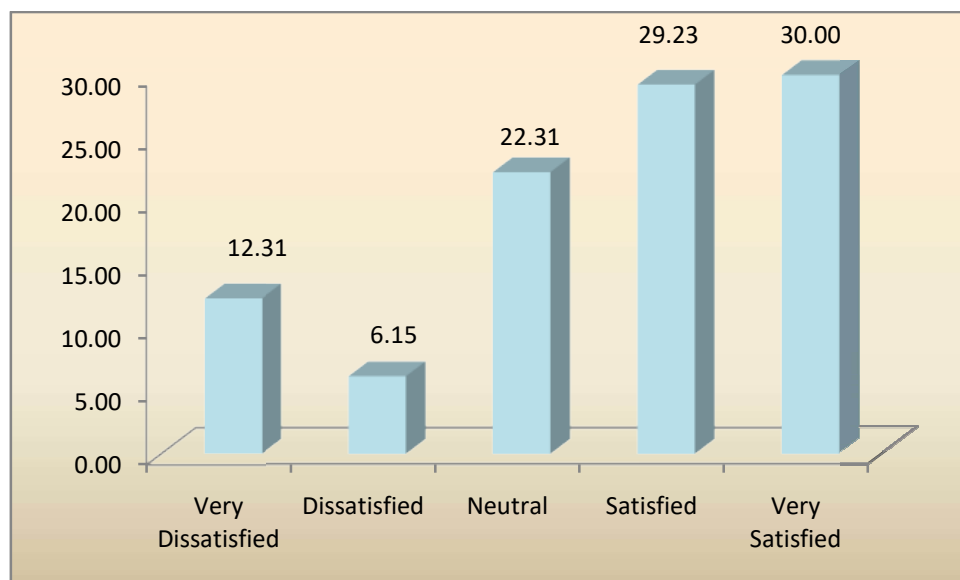
11. Have you used the academic advising services offered by this University

Opinion	Frequency	Percentage
Very Dissatisfied	11	8.46
Dissatisfied	14	10.77
Neutral	38	29.23
Satisfied	29	22.31
Very Satisfied	38	29.23
Grand Total	130	100.00



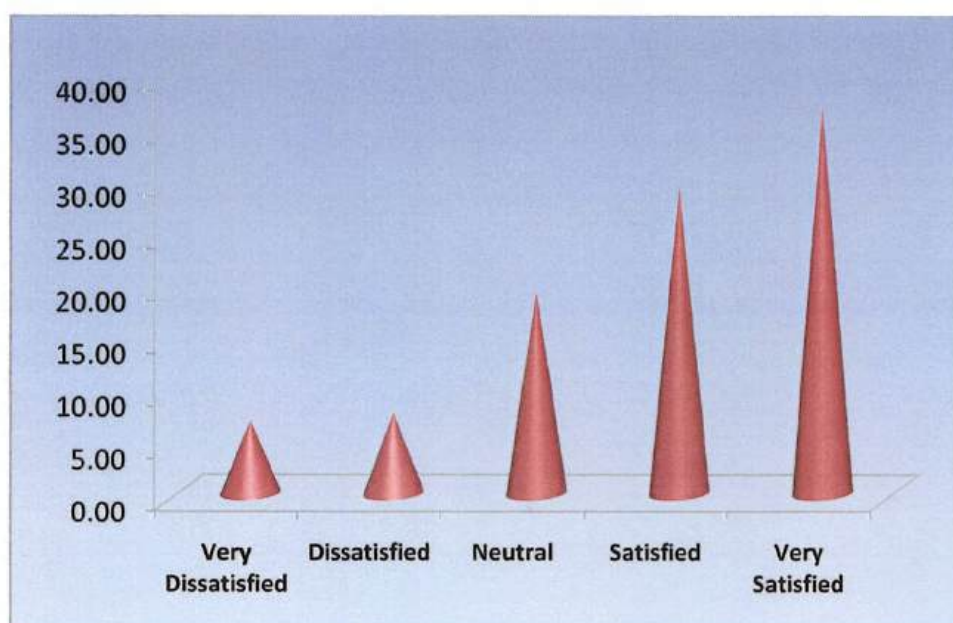
**12.How would you rate the University bs communication (e.g.,
announcements, emails, website updates**

Opinion	Frequency	Percentage
Very Dissatisfied	16	12.31
Dissatisfied	8	6.15
Neutral	29	22.31
Satisfied	38	29.23
Very Satisfied	39	30.00
Grand Total	130	100.00



13. Overall, how satisfied are you with your experience as a student at this University?

Opinion	Frequency	Percentage
Very Dissatisfied	9	6.92
Dissatisfied	10	7.69
Neutral	25	19.23
Satisfied	38	29.23
Very Satisfied	48	36.92
Grand Total	130	100.00




Registrar
Tamilnadu Physical Education
and
Sports University
Chennai